



Quality

The latest technology, the best materials and production control at each stage, as well, as our own research laboratories are the guarantee of quality.



Service

Professional and fast service is Drutex's calling card, which has been setting trends in pre- and post- sale customer services for many years now.



Security

The windows and terrace systems are equipped with reliable fittings and locks, which ensures security.



Smart Home

Intelligent control of doors, windows, roller shutters, venetian blinds, mosquito nets, gates, wickets, and lighting by means of a smartphone.



Official Partner of FC Bayern

Lęborska 31, 77-100 Bytów
+48 59 822 91 01

— SINCE 1985 —

The information presented in this advertising material are informative and illustrative only.
The product specification should be verified with the technical data specified by the manufacturer.

ALUMINIUM / WOODEN / WOODEN-ALUMINIUM



WINDOW AND TERRACE SYSTEMS

ALUMINIUM WOODEN WOODEN-ALUMINIUM

MADE WITH PASSION
AND EXPERIENCE



TABLE OF CONTENTS



ALUMINIUM WINDOWS	4
MB-86N SI	6
MB-79N SI	8
MB-70HI	10
MB-45	12

TERRACE SYSTEMS	
MB-86 FOLD LINE HD	14
MB-77HS HI	16
MB-77HS HI MONORAIL	18



WOODEN WINDOWS	22
SOFTLINE	24

TERRACE SYSTEMS	
SOFTLINE 68 - FOLDING DOORS	26
SOFTLINE HS	28
SOFTLINE PSK	30



WOODEN-ALUMINIUM WINDOWS	32
DUOLINE	34

TERRACE SYSTEMS	
DUOLINE HS	36
DUOLINE PSK	38



FACADES / WINTER GARDENS	40
MB-SR50N / SR50N HI	42
MB-WG60	44



EXTRAS	46
MUNTIN BARS	48
BALCONY THRESHOLDS	50
HANDLES	52
NON-STANDARD DESIGNS	54
FITTINGS	56
FIXING AND MASKING ANGLE PROFILES	58
VENTILATION	60
COLOURS	62
GLASS PANE	66
GLASS-PANE SPACERS	68
SMART HOME	70

INFORMATION	
ADDITIONAL OPTIONS	72
COMPARISON SYSTEMS:	
■ WINDOWS	74
■ TERRACES	76
OTHER PRODUCTS	78
ABOUT US	82



ALUMINUM WINDOWS AND TERRACE SYSTEMS

Our aluminium windows and terrace systems combine the highest aesthetics with a modern design that will add a unique character to your interiors. Light and extremely durable construction of aluminium windows combined with a palette of over 200 colours and many additional options constitute a unique offer on the window joinery market.

EXTRAS
p. 46



COLOURS
p. 62

WINDOW SYSTEM MB-86N SI

Our aluminum windows and terrace systems combine the highest aesthetics with a modern design that will add a unique character to your interiors.

The light and extremely durable construction of aluminium windows combined with a palette of over 200 colours and many additional options constitutes a unique offer on the window joinery market.



**Smart
Home**



**Additional
options p. 72**

TECHNICAL DATA



77 mm

installation
depth



$U_w = 0,76 \text{ W}/(\text{m}^2\text{K})^*$

thermal
transmittance



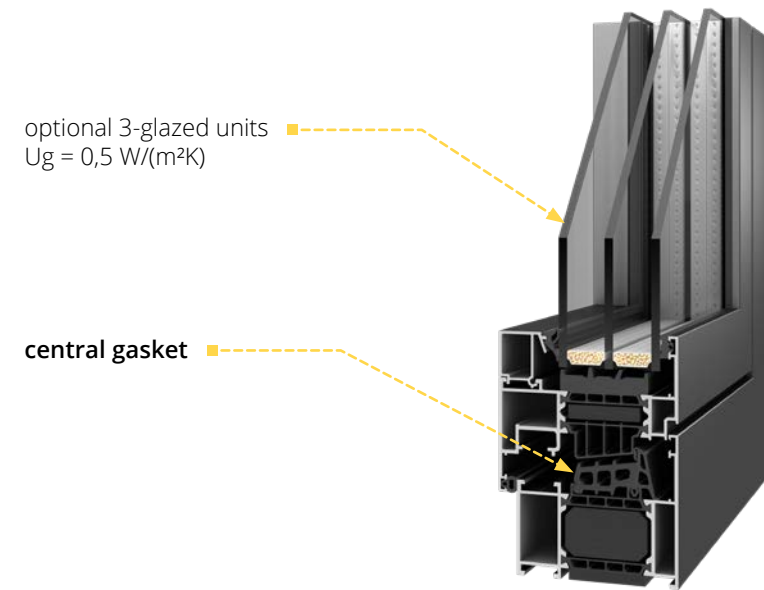
2

gaskets

*More data at page 74.

SYSTEM STRUCTURE

3-CHAMBER SYSTEM with an installation depth of 77 mm. Two-component central gasket seals provide excellent insulation for the space between the vent and the frame.



Standard:

- MACO MULTI-MATIC KS fittings with 2 anti-theft strikers with Silber-Look anticorrosion coating for long-lasting protection and smooth operation of the fitting
- sash lifter (lifting mishandling device - depending on window height)
- microventilation in tilt and turn windows
- hinge covers in 3 colours: white, silver, brown
- aluminium handle
- 2-glazed (1-chamber) units infilled with argon gas with $U_g = 1.1 \text{ W}/(\text{m}^2\text{K})$
- galvanised steel glass-pane spacer optional Swisspacer Ultimate glass-pane spacer
- 1 EPDM gaskets + 1 central gasket made of foamed EPDM, gaskets available in black
- RAL matt color: white (9016), anthracite (7016)



WINDOW SYSTEM MB-79N SI

The MB-79N SI system is characterised by enhanced thermal insulation. Its exceptional thermal insulation parameters are owed to the fitting of insulating inserts and a two-component central gasket.

This modern aluminium system is ideal for fixed, tilt, tilt&turn and tilt&slide windows.



Smart
Home



Additional
options p. 72

TECHNICAL DATA



70 mm

installation
depth



$U_w = 0,81 \text{ W/(m}^2\text{K)}^*$

thermal
transmittance



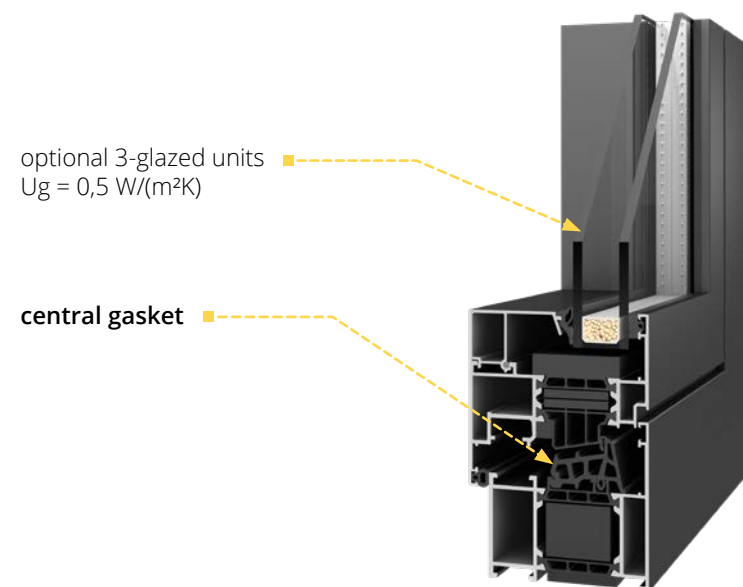
2

gaskets

*More data at page 74.

SYSTEM STRUCTURE

The new line of aluminium windows with increased thermal insulation, featuring insulating inserts and a two-component central gasket, will ensure lower heating bills. The modern design and over 200 colours combined with many additional options will satisfy the most demanding customers.



Standard:

- MACO MULTI-MATIC KS fittings with 2 anti-theft strikers with Silber-Look anticorrosion coating for long-lasting protection and smooth operation of the fitting
- sash lifter (lifting mishandling device - depending on window height)
- microventilation in tilt and turn windows
- hinge covers in 3 colours: white, silver, brown
- aluminium handle
- 2-glazed (1-chamber) units infilled with argon gas with $U_g = 1.1 \text{ W/(m}^2\text{K)}$
- galvanised steel glass-pane spacer optional Swisspacer Ultimate glass-pane spacer
- 1 EPDM gaskets (external and internal) + 1 central gasket made of foamed EPDM, gaskets available in black
- RAL matt color: white (9016), anthracite (7016)



WINDOW SYSTEMS MB-70HI

These modern aluminium systems mean durability and satisfaction with use for many years.

In the MB-70HI system, special insulation inserts are used to increase thermal insulation.



Smart
Home



Additional
options p. 72

TECHNICAL DATA



70 mm

installation
depth



$U_w = 0,96 \text{ W}/(\text{m}^2\text{K})^*$

thermal
transmittance



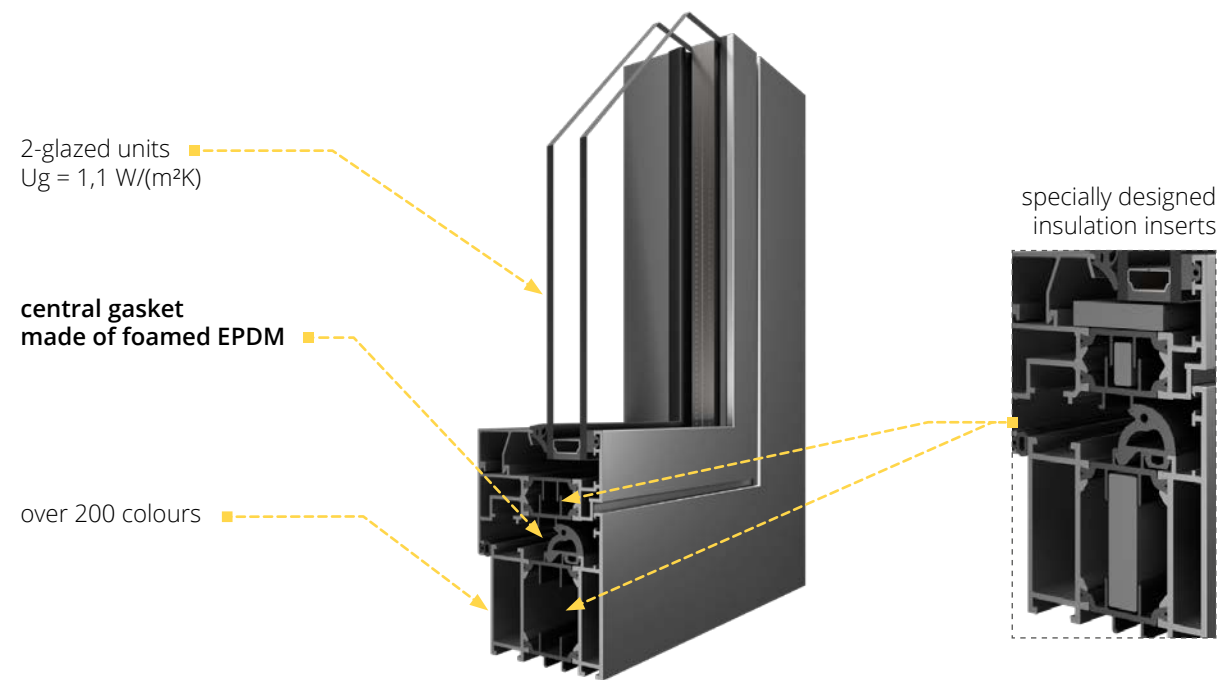
2

gaskets

*More data at page 74.

SYSTEM STRUCTURE

3-chamber system with an installation depth of 70 mm. The system is equipped with a triple gasket: external and internal with EPDM and central with foamed EPDM



Standard:

- MACO MULTI-MATIC KS fittings with 2 anti-theft strikers with Silber-Look anticorrosion coating for long-lasting protection and smooth operation of the fitting
- sash lifter (lifting mishandling device - depending on window height)
- microventilation in tilt and turn windows
- hinge covers in 3 colours: white, silver, brown
- aluminium handle
- 2-glazed (1-chamber) units infilled with argon gas with $U_g = 1.1 \text{ W}/(\text{m}^2\text{K})$
- galvanised steel glass-pane spacer optional Swisspacer Ultimate glass-pane spacer
- 1 EPDM gaskets (external and internal) + 1 central gasket made of foamed EPDM, gaskets available in black
- RAL matt color: white (9016), anthracite (7016)



WINDOW SYSTEM MB-45

Windows made in this system, due to the use of single-chamber profiles without a thermal break used in their construction, they are recommended primarily for internal application in the buildings.

On the other hand, the narrow profile gives the structure a visual lightness, which fits in perfectly with current design trends.



**Smart
Home**



**Additional
options p. 72**

TECHNICAL DATA



45 mm
installation
depth

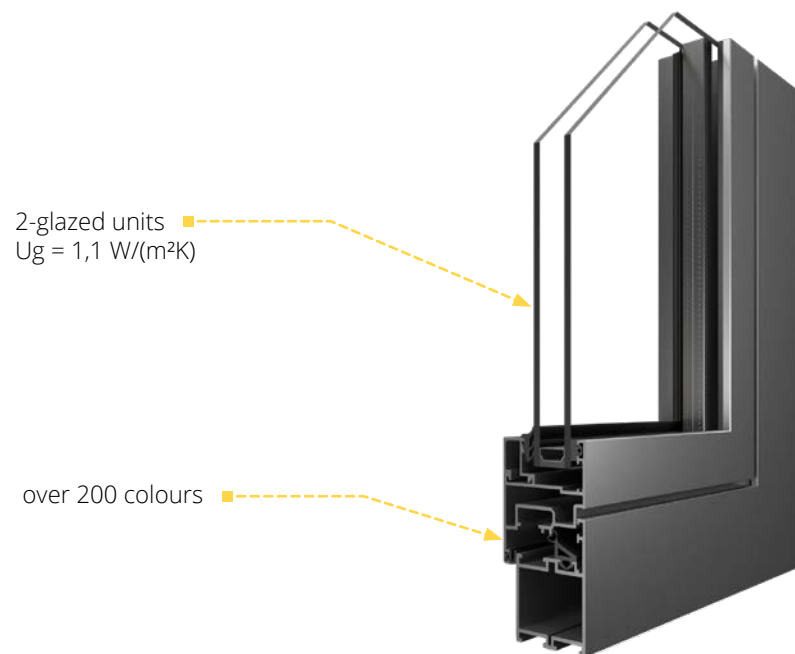


2
gaskets

*More data at page 75.

SYSTEM STRUCTURE

1-chamber system with an installation depth of 45 mm allows to obtain aligned (flush) surfaces.



Standard:

- MACO MULTI-MATIC KS fittings with 2 anti-theft strikers with Silber-Look anticorrosion coating for long-lasting protection and smooth operation of the fitting
- sash lifter (lifting mishandling device - depending on window height)
- microventilation in tilt and turn windows
- hinge covers in 3 colours: white, silver, brown
- aluminium handle
- 2-glazed (1-chamber) units infilled with argon gas with $U_g = 1.1 \text{ W/(m}^2\text{K)}$
- galvanised steel glass-pane spacer optional Swisspacer Ultimate glass-pane spacer
- 2 EPDM gaskets in black
- RAL matt color: white (9016), anthracite (7016)



TERRACE SYSTEM MB-86 FOLD LINE HD

The unique folding door system will work perfectly in spaces requiring large glazing such as terraces and balconies.

Thanks to the use of the latest technological solutions, the system is characterized not only by very good thermal insulation but also extremely durable construction.



Additional
options p. 73

TECHNICAL DATA



86 mm
installation
depth



$U_w = 1,1 \text{ W}/(\text{m}^2\text{K})^*$
thermal
transmittance

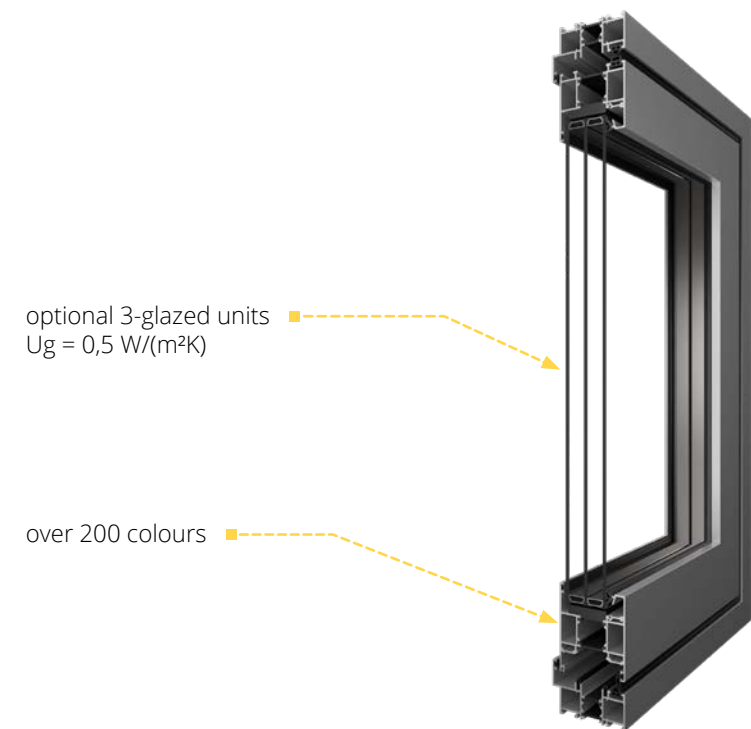


2
gaskets

*More data at page 76.

SYSTEM STRUCTURE

3-chamber system with an installation depth of 86 mm.
The system is equipped with a thermal break made of glass fiber reinforced polyamide.



Standard:

- system fittings
- hinge covers in 3 colours: white, silver, black
- aluminium handle
- 2-glazed (1-chamber) units infilled with argon gas with $U_g = 1.1 \text{ W}/(\text{m}^2\text{K})$
- galvanised steel glass-pane spacer optional Swisspacer Ultimate glass-pane spacer
- 2 EPDM gaskets (external and internal), gaskets available in black
- RAL matt color: white (9016), anthracite (7016)



TERRACE SYSTEMS MB-77HS HI

These terrace systems are the ideal solution for fashionable large-scale terrace and balcony glazing to give interiors a unique character.

Thanks to their extremely solid construction, sashes weighing up to 400 kg can be used. Excellent functionality is ensured by, among others, the use of a low aluminium threshold that can be concealed in the floor.



Smart
Home



Additional
options p. 73

TECHNICAL DATA



174 mm
installation
depth



$U_w = 1,0 \text{ W}/(\text{m}^2\text{K})^*$
thermal
transmittance

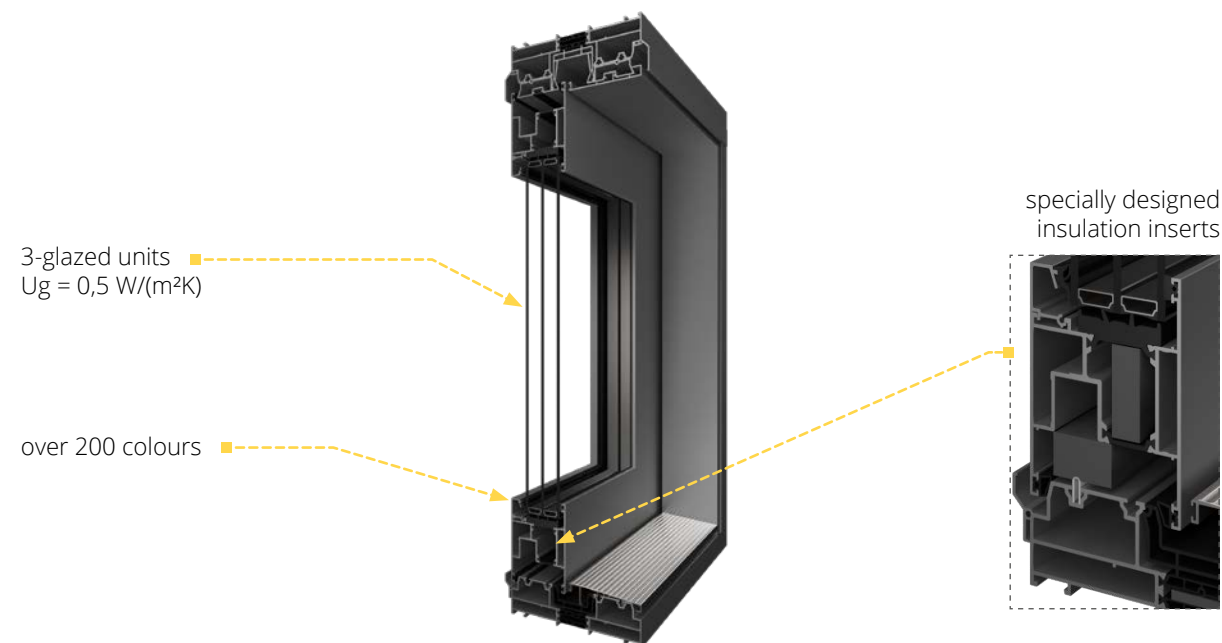


2
gaskets

*More data at page 76.

SYSTEM STRUCTURE

3-chamber system with a sash depth of 174 mm (2-rail door frame) and 271 mm (3-rail door frame) equipped with double EPDM sealing. Additionally, the MB-77HS HI system is equipped with a thermal break made of glass fiber reinforced polyamide.



W standardzie:

- G-U lift and slide fittings with 3 locking bolts
- micro-ventilation striker
- aluminium handle on the inside, recessed grip on the outside
- 2-glazed (1-chamber) units infilled with argon gas, with $U_g = 0.5 \text{ W}/(\text{m}^2\text{K})$
- galvanised steel glass-pane spacer optional Swisspacer Ultimate glass-pane spacer
- 2 EPDM gaskets in black (external and internal)
- system carts with a load capacity of 300 kg
- 48 mm high threshold
- RAL matt color: white (9016), anthracite (7016)



TERRACE SYSTEMS MB-77HS HI MONORAIL

The MB-77HS HI MONORAIL "Lift & Slide" door product is an ideal solution for connecting interior space rooms or conservatories with the outside balcony, terrace or garden area.



Smart
Home



Additional
options p. 73

TECHNICAL DATA



174 mm

installation
depth



$U_w = 0,75 \text{ W/(m}^2\text{K)}^*$

thermal
transmittance



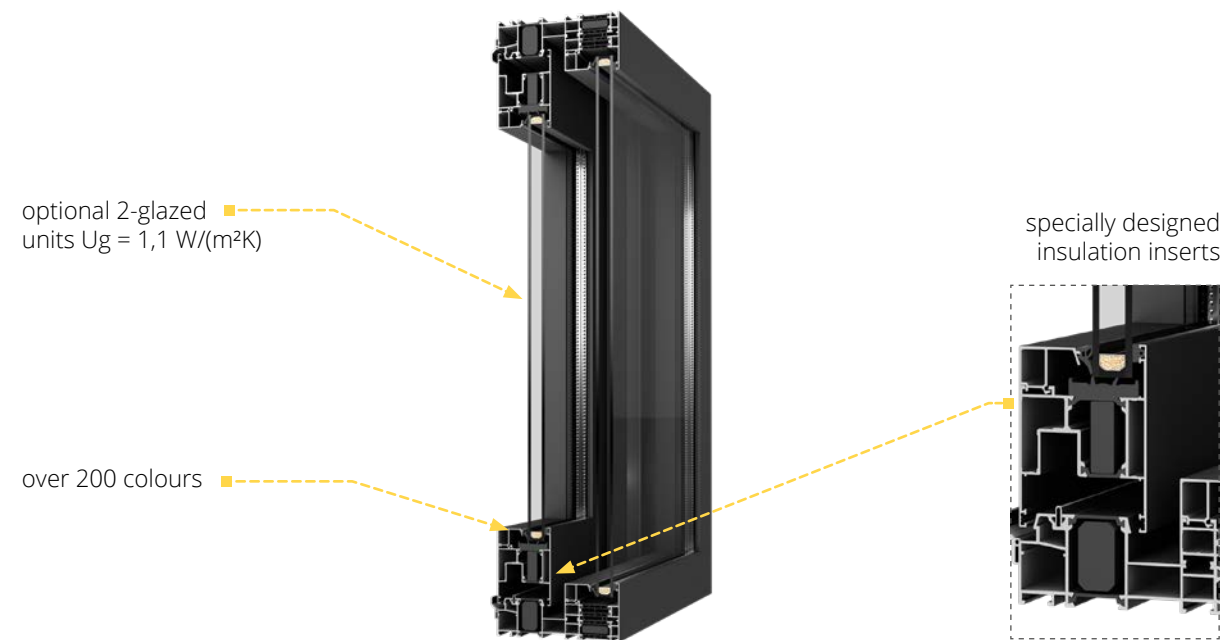
2

gaskets

*More data at page 76.

SYSTEM STRUCTURE

3-chamber system with a sash depth of 174 mm (1-rail door frame). Additionally, the MB-77HS HI MONORAIL system is equipped with a thermal break made of glass fiber reinforced polyamide.



Standard:

- G-U lift and slide fittings with 3 locking bolts
- micro-ventilation striker
- aluminium handle on the inside, recessed grip on the outside
- 2-glazed (1-chamber) units infilled with argon gas, with $U_g = 0.5 \text{ W/(m}^2\text{K)}$
- galvanised steel glass-pane spacer optional Swisspacer Ultimate glass-pane spacer
- 2 EPDM gaskets in black (external and internal)
- system carts with a load capacity of 300 kg
- 48 mm high threshold
- RAL matt color: white (9016), anthracite (7016)







WOODEN WINDOWS AND TERRACE SYSTEMS

The wooden windows and terrace systems are made using the latest technology, which, combined with the high quality pine and meranti wood used by us makes it possible to obtain a unique design which emphasises the power and beauty of nature. A wide range of colours will satisfy the tastes of the most demanding customers.

EXTRAS
p. 46

COLOURS
p. 64

WINDOW SYSTEM SOFTLINE

Wooden windows stand for top quality, ecological solutions and classic elegance. Excellent durability of the window, thanks to aluminium slat which protects the wood against UV radiation and water.

Beautiful form of rounded window profile with streamlined shapes and smooth, shiny surface. Softline series is available in two types of wood: pine and meranti.



**Smart
Home**



**Additional
options p. 72**

TECHNICAL DATA



68/78/88 mm

installation
depth



$U_w = 0,8 - 1,08 \text{ W}/(\text{m}^2\text{K})^*$

thermal
transmittance



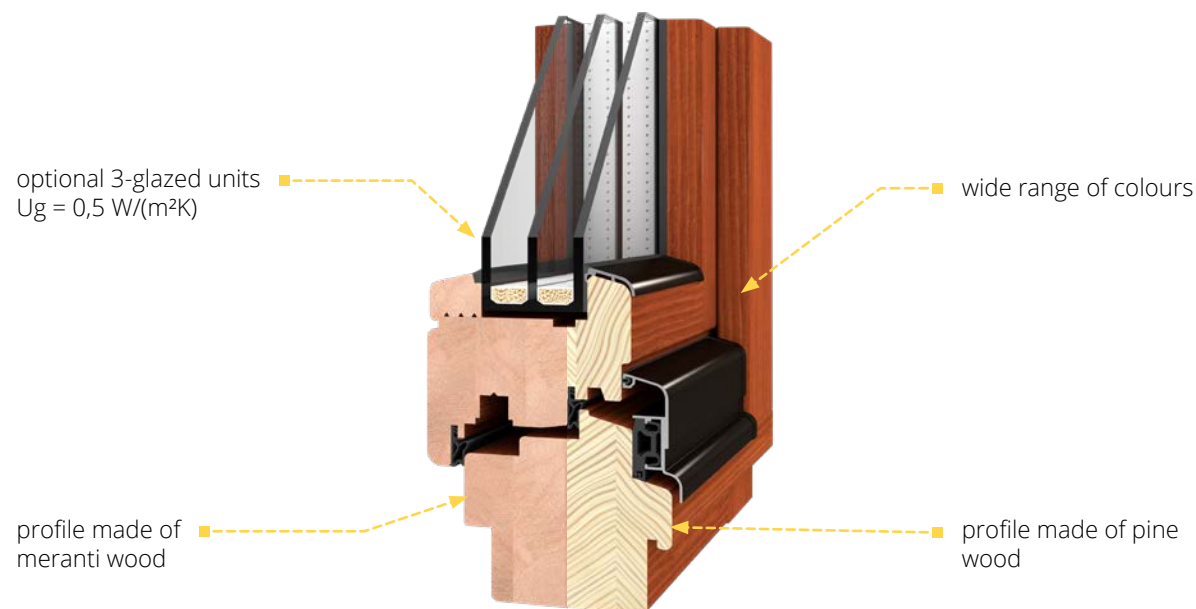
2

gaskets

*More data at page 75.

SYSTEM STRUCTURE

Choice of profiles: 68 mm, 78 mm, 88 mm in two types of wood: three- or four-layer solid scantling: meranti with a density of over 450 kg/m³ or pine.



Standard:

- MACO MULTI-MATIC KS fittings with 2 anti-theft strikers with Silber-Look anti-corrosion coating for long-lasting protection and smooth operation of the fitting
- sash lifter (lifting mishandling device - depending on window height)
- microventilation in tilt and turn windows
- hinge covers in 4 colours: white, silver, light brown, brown, black and gold
- aluminium handle
- 2-glazed (1-chamber) units infilled with argon gas with $U_g = 1.1 \text{ W}/(\text{m}^2\text{K})$
- galvanised steel glass-pane spacer optional Swisspacer Ultimate glass-pane spacer
- 2 gaskets
- drip cap facilitating water drainage
- standard colours p. 64



TERRACE SYSTEM SOFTLINE 68 - FOLDING DOOR

Folding doors are distinguished by their original and classic design, as well as, advanced technical solutions that provide maximum light into the room.



Additional
options p. 73

TECHNICAL DATA



68 mm

installation
depth



pino $U_w = 1,09^*$
meranti $U_w = 1,04^*$

thermal
transmittance



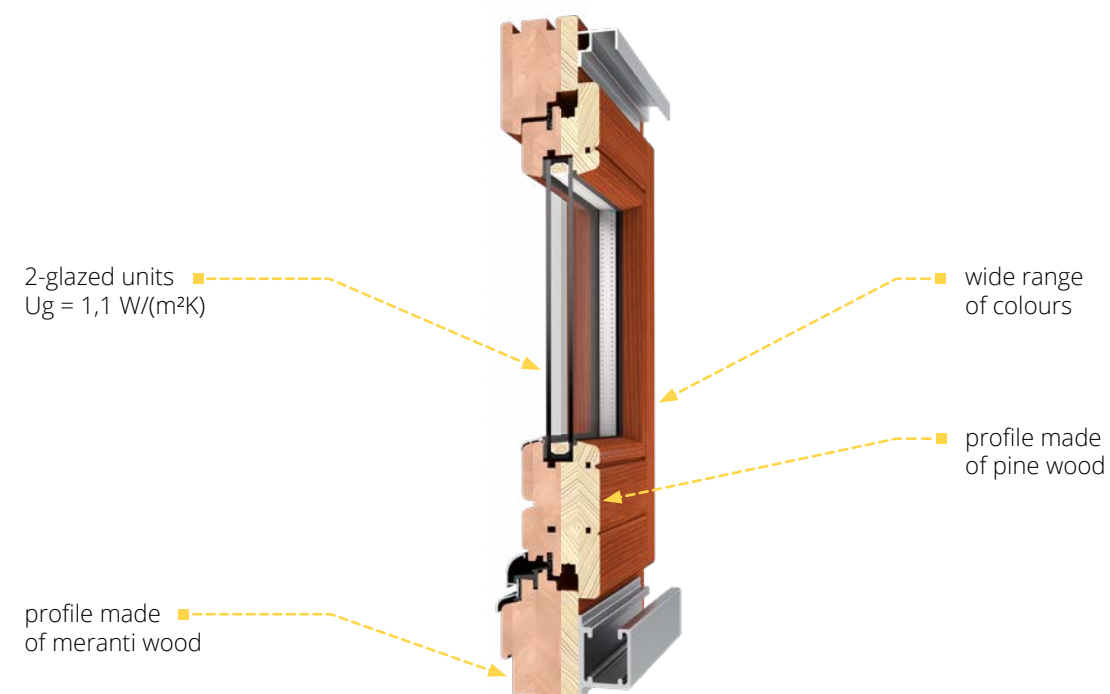
2

gaskets

*More data at page 76.

SYSTEM STRUCTURE

Profile with an installation depth of 68 mm available in two types of wood: meranti and pine.



Standard:

- system fittings
- hinge covers in 4 colours: white, silver, light brown, brown
- aluminium handle
- 2-glazed (1-chamber) units infilled with argon gas, with $U_g = 1.1 \text{ W/(m}^2\text{K)}$
- galvanised steel glass-pane spacer optional Swisspacer Ultimate glass-pane spacer
- 2 gaskets
- standard colours p. 64



TERRACE SYSTEM SOFTLINE HS

Wooden lift-and-slide terrace doors are dedicated to large glazing, thanks to which an adequate flow of daylight into the room will be ensured.

Modern production technology guarantees the highest aesthetics and workmanship.



**Smart
Home**



**Additional
options p. 73**

TECHNICAL DATA



164/184/204 mm

installation
depth



$U_w = 0,79-1,06 \text{ W}/(\text{m}^2\text{K})^*$

thermal
transmittance



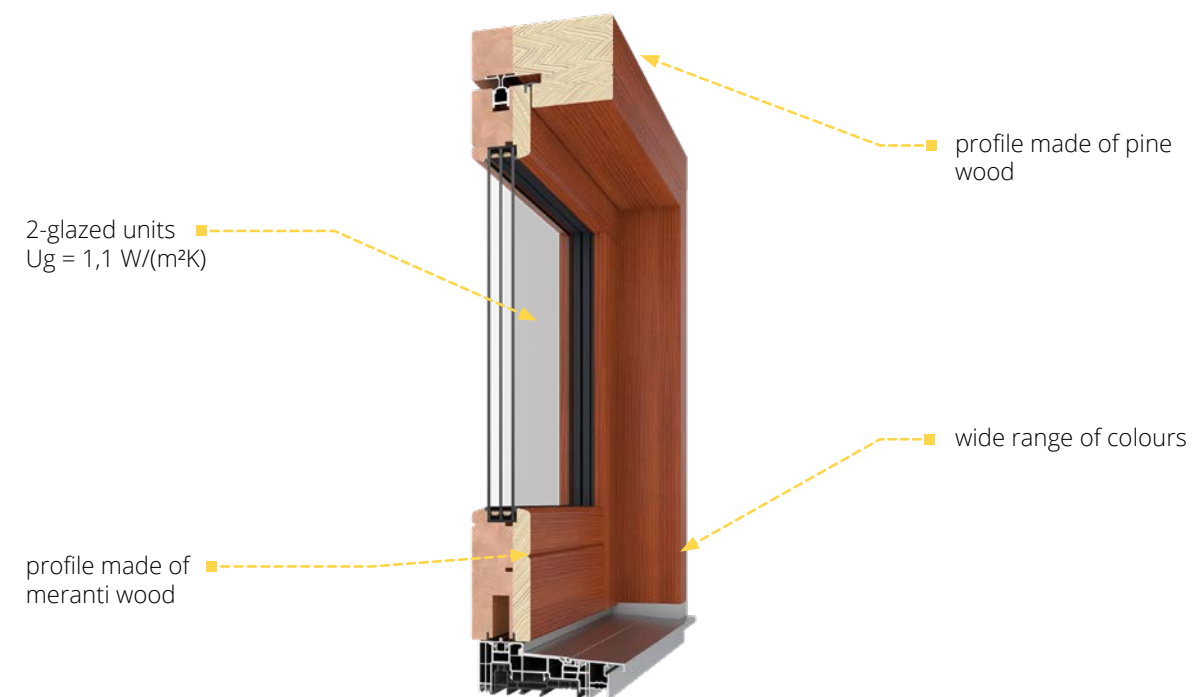
2

gaskets

*More data at page 77.

SYSTEM STRUCTURE

Choice of profiles: 68 mm, 78 mm, 88 mm in two types of wood: three- or four-layer solid scantling: meranti with a density of over 450 kg/m³ or pine.



Standard:

- G-U lift and slide fittings
- aluminium handle on the inside, recessed grip on the outside
- 2-glazed (1-chamber) units infilled with argon gas, with $U_g = 1.1 \text{ W}/(\text{m}^2\text{K})$
- galvanised steel glass-pane spacer optional Swisspacer Ultimate glass-pane spacer
- 2 gaskets
- PVC threshold with aluminium reinforcement and overlay
- system carts with a load capacity of 300 kg
- standard colours p. 64



TERRACE SYSTEM SOFTLINE PSK

The tilt and slide system will change the face of every space.

The system ensures a large inflow of daylight while maintaining high heat transmission parameters.



Additional
options p. 73

TECHNICAL DATA



68/78/88 mm

installation
depth



$U_w = 0,73 - 1,06 \text{ W/(m}^2\text{K)}^*$

thermal
transmittance



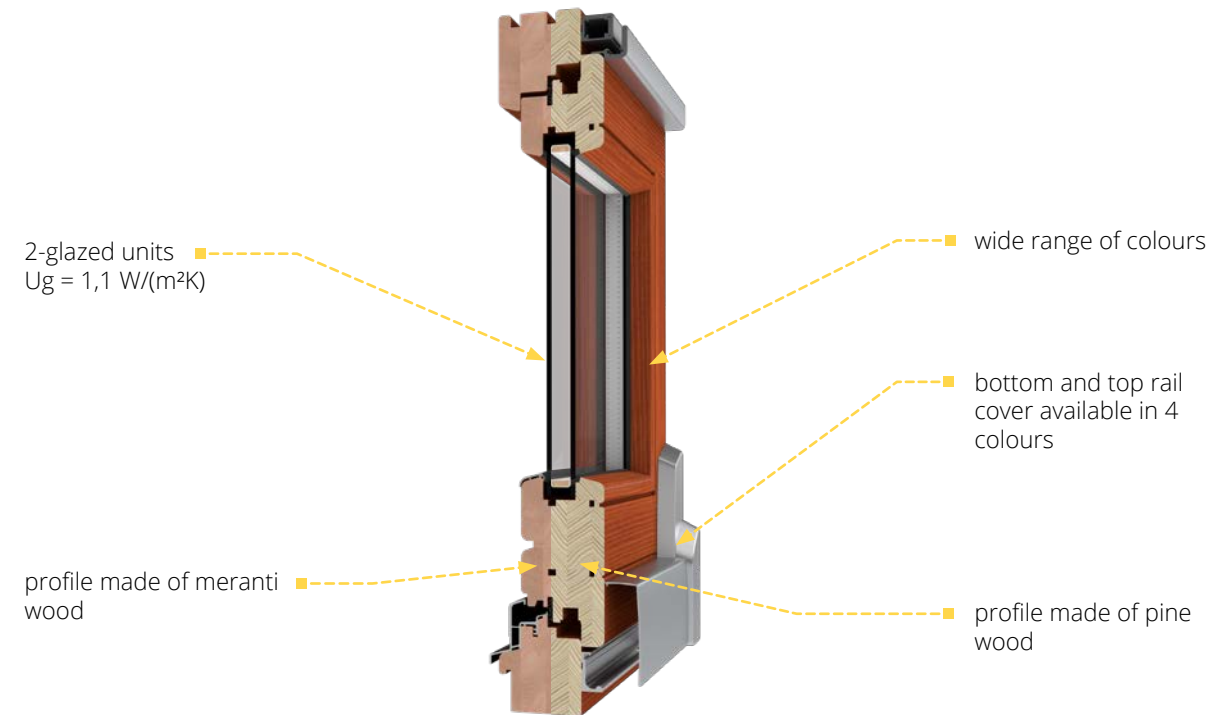
2

gaskets

*More data at page 77.

SYSTEM STRUCTURE

Choice of profiles: 68 mm, 78 mm, 88 mm in two types of wood: three- or four-layer solid scantling: meranti with a density of over 450 kg/m³ or pine.



Standard:

- MACO MULTI-MATIC KS fittings with anti-theft strikers with Silber-Look anti-corrosion coating for long-lasting protection and smooth operation of the fitting
- rail cover available in 4 colours: silver, white, light brown and brown
- aluminium handle
- 2 gaskets
- Softline 68/78 2-glazed (1-chamber) units infilled with argon gas with $U_g = 1.1 \text{ W/(m}^2\text{K)}$
- Softline 88 3-glazed (2-chamber) units infilled with argon gas with $U_g = 0.5 \text{ W/(m}^2\text{K)}$
- galvanised steel glass-pane spacer optional Swisspacer Ultimate glass-pane spacer
- termodrip cap facilitating water drainage
- standard colours p. 64





WOODEN-ALUMINIUM TERRACE SYSTEMS

The modern combination of classic with the light form and durability of aluminium has resulted in a unique design. This product line will enhance the architectural style of any building. A wide range of colours and many additional options make it possible to create a fully personalised product of the highest quality.

EXTRAS
p. 46

COLOURS
p. 62-64

WINDOW SYSTEM DUOLINE

These windows are a perfect combination of timeless classics of wood with a light and extremely durable form of aluminium.

Many additional options allow you to create windows that will meet all your expectations.



**Smart
Home**



**Additional
options p. 72**

TECHNICAL DATA



68/78/88 mm

installation
depth



$U_w = 0,79 - 0,90 \text{ W/(m}^2\text{K)}^*$

thermal
transmittance



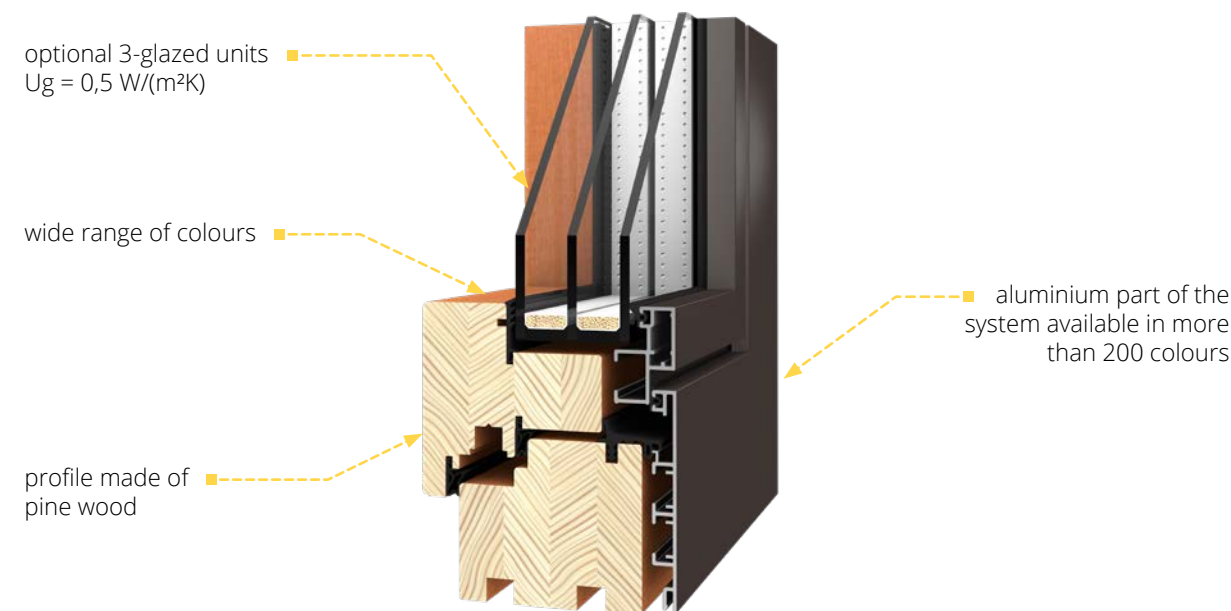
3

gaskets

*More data at page 75.

SYSTEM STRUCTURE

Choice of profiles: 68 mm, 78 mm, 88 mm in two types of wood: three- or four-layer solid scantling: meranti with a density of over 450 kg/m³ or pine.



Standard:

- MACO MULTI-MATIC KS fittings with 2 anti-theft strikers with Silber-Look anti-corrosion coating for long-lasting protection and smooth operation of the fitting
- sash lifter (lifting mishandling device - depending on window height)
- microventilation in tilt and turn windows
- hinge covers in 4 colours: white, silver, light brown, brown, black and gold
- 3 gaskets
- 2-glazed (1-chamber) units infilled with argon gas with $U_g = 1.1 \text{ W/(m}^2\text{K)}$
- galvanised steel glass-pane spacer optional Swisspacer Ultimate glass-pane spacer
- drip cap facilitating water drainage
- aluminium handle
- standard colours for the wooden part of the window p. 64, for aluminium RAL matt color: white (9016), anthracite (7016), black (9005)



TERRACE SYSTEM DUOLINE HS

The combination of the timeless beauty of wood and light yet highly durable aluminium has made it possible to create a unique terrace system with lift-and-slide doors.

This system is an advanced combination of classic and modern.



Smart
Home



Additional
options p. 73

TECHNICAL DATA



194/214/234 mm

installation
depth



$U_w = 0,75 - 1,00 \text{ W/(m}^2\text{K)}^*$

thermal
transmittance



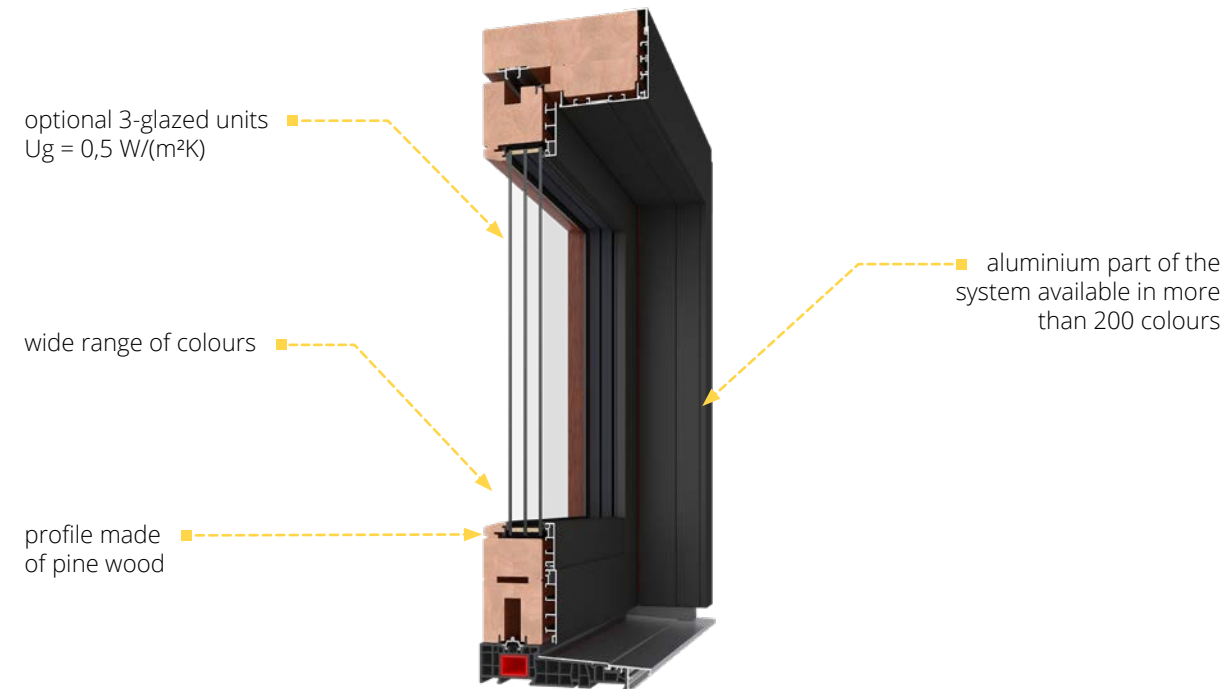
2

gaskets

*More data at page 77.

SYSTEM STRUCTURE

Choice of profiles: 68 mm, 78 mm, 88 mm in two types of wood: three- or four-layer solid scantling: meranti with a density of over 450 kg/m³ or pine.



Standard:

- G-U lift and slide fittings
- aluminium handle on the inside, recessed grip on the outside
- 2-glazed (1-chamber) units infilled with argon gas with $U_g = 1.1 \text{ W/(m}^2\text{K)}$
- galvanised steel glass-pane spacer optional Swisspacer Ultimate glass-pane spacer
- 2 gaskets
- PVC threshold with aluminium reinforcement and overlay
- standard colours for the wooden part of the window p. 64, for aluminium RAL matt color: white (9016), anthracite (7016)



TERRACE SYSTEM DUOLINE PSK

A unique tilt and slide door system created by combining wood and aluminium.

Thanks to this solution, DUOLINE PSK is distinguished by an extremely interesting design and very good thermal insulation parameters.



Smart
Home



Additional
options p. 73

TECHNICAL DATA



DL 68: 82 mm
DL 78: 92 mm

installation
depth



$U_w = 0,71 - 0,93 \text{ W/(m}^2\text{K)}^*$

thermal
transmittance



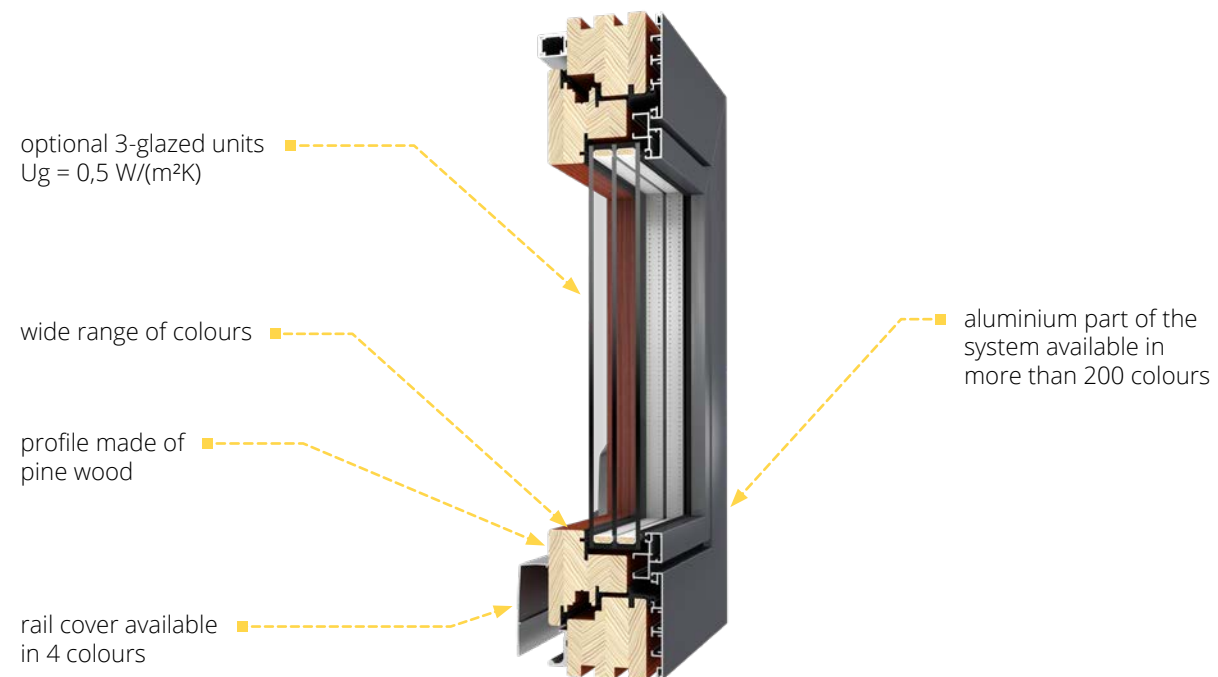
2

gaskets

*More data at page 77.

SYSTEM STRUCTURE

Choice of profiles: 68 mm, 78 mm, 88 mm in two types of wood: three- or four-layer solid scantling: meranti with a density of over 450 kg/m³ or pine.



Standard:

- MACO MULTI-MATIC KS fittings with anti-theft strikers with Silber-Look anti-corrosion coating for long-lasting protection and smooth operation of the fitting
- rail cover available in 4 colours: silver, white, light brown, brown and black
- sash lifter (lifting mishandling device - depending on window height)
- aluminium handle
- 2 gaskets
- 2-glazed (1-chamber) units infilled with argon gas with $U_g = 1.1 \text{ W/(m}^2\text{K)}$
- galvanised steel glass-pane spacer optional Swisspacer Ultimate glass-pane spacer
- standard colours for the wooden part of the window p. 64, for aluminium RAL matt color: white (9016), anthracite (7016)





FACADES / WINTER GARDENS

The latest technological solutions make it possible to achieve unique building facades and winter gardens that will catch the eye of every passer-by. The excellent thermal insulation parameters of our glazing packages, combined with warm aluminium profiles, are a guarantee of superior living comfort for many years to come.

EXTRAS
p. 46

COLOURS
p. 62

FACADE SYSTEM MB-SR50N / SR50N HI

The latest technological solutions make it possible to achieve unique building facades and winter gardens that will catch the eye of every passer-by.

The excellent thermal insulation parameters of our glazing packages, combined with warm aluminium profiles, are a guarantee of superior living comfort for many years to come.

SYSTEM STRUCTURE

Width of pillars and transoms up to 50 mm and installation depth adjusted to structural loads of the building. The profile design is compatible with our other window and door systems. In MB-SR50N, in order to improve the heat transmission parameters, the following are used thermal breakes, and in the case of MB-SR50N HI profiles, additionally a special insulating insert was used inside the sections and in the space under the glass.

3-glazed units
 $U_g = 0,5 \text{ W/(m}^2\text{K)}$

aluminium part of the
system available in more
than 200 colours



EXTERIOR BUILDING SYSTEM MB-WG60


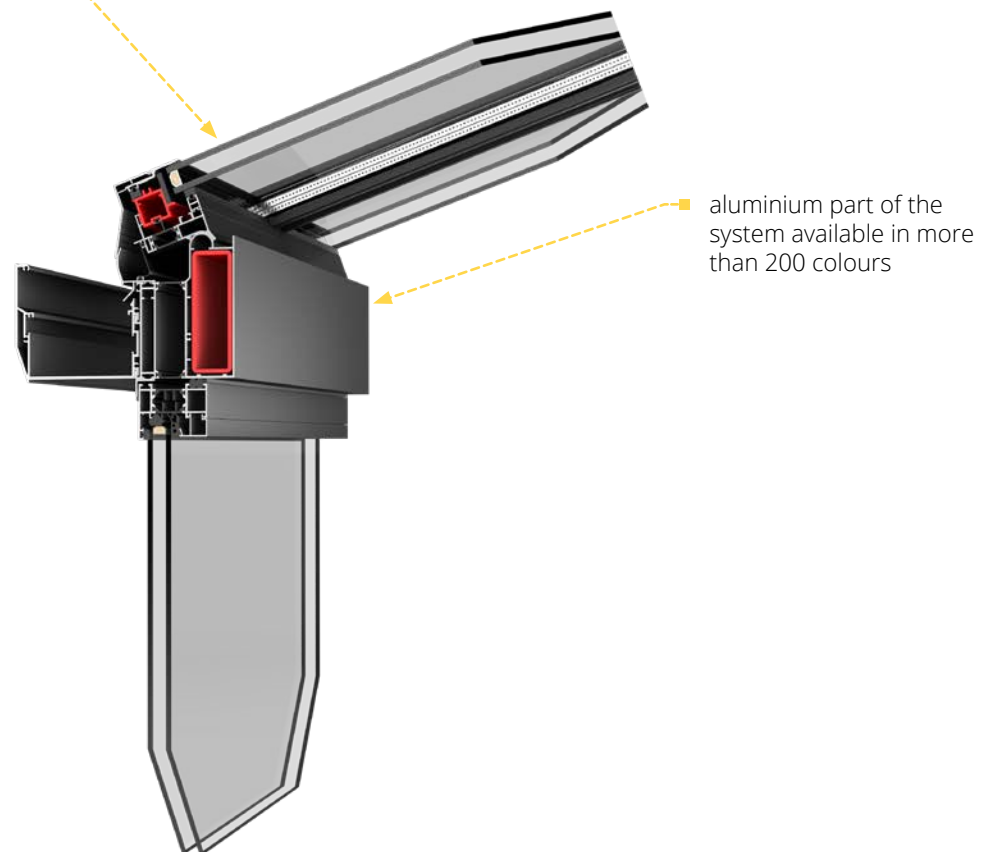
This modern aluminium system allows for creating winter gardens, orangeries and verandas distinguished by maximum daylight and high energy efficiency.

Thanks to the specially designed profiles of the roof structure, it is possible to adjust the roof angle from 5 to 45 degrees.

SYSTEM STRUCTURE

Aluminium profile with thermal break compatible with our other window and door systems.

2-glazed units
Ug = 1,1 W/(m²K)





EXTRAS

A wide range of accessories enables you to fully personalise your windows and terrace systems. With us, you will create a window joinery that meets your expectations.

MUNTIN BARS

Create an elegant and yet unique look for your windows. The wide configuration options combined with the available colours make it possible to create many interesting arrangements.

Muntin bars can be used on all our window and terrace systems.



*For the option of making a particular design from muntin bars, ask your dealer or contact Drutex's Technology Department.



INSIDE GLASS MUNTINS

Internal aluminium muntin bars

Internal muntin bars in widths of 8 mm, 18 mm, 26 mm or 45 mm. Available colours: white, gold, silver, golden oak, dark oak, mahogany, nut, macore, winchester (ask your dealer for the other colours).

Available for:

- aluminium
- wooden
- wooden-aluminium

GLUED-ON MUNTINS

Wooden glued on muntin bars

Glued on muntin bar in widths of 26 mm or 36 mm. Available in our colour palette (p. 60).

Available for:

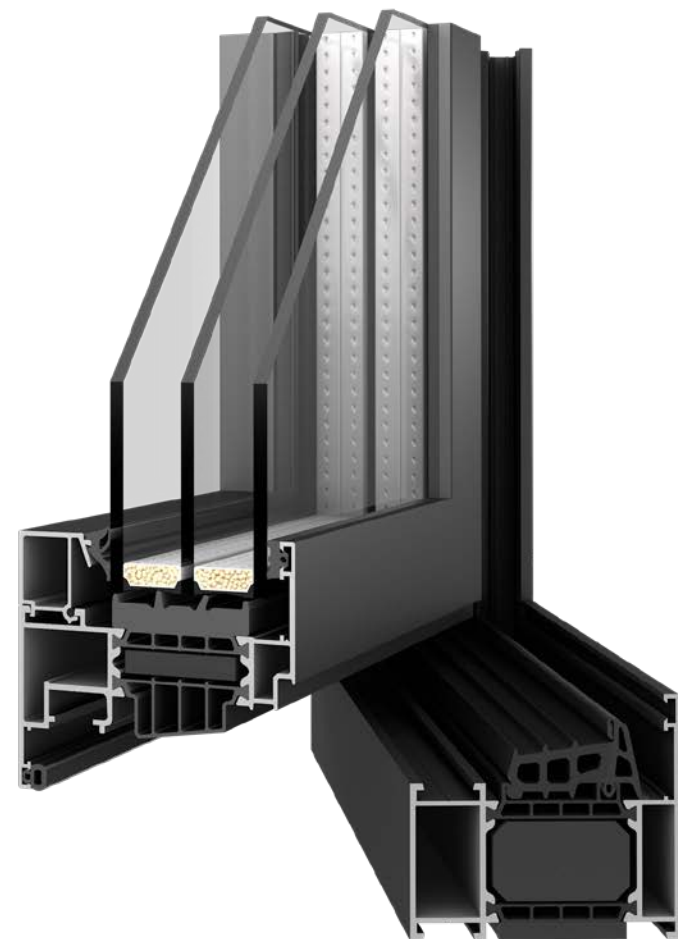
- wooden

★ For special profiles, retro-style or donau drip caps - please ask your dealer or Drutex Technology Department.



BALCONY THRESHOLDS

The balcony thresholds we offer are characterised by the highest ergonomics in use, durable construction and a high degree of thermal insulation. They are ideal for any climate zone.




STANDARD FRAME FOR ALL ALUMINIUM SYSTEMS

ALUMINIUM THRESHOLD FOR SYSTEMS:
SOFTLINE, DUOLINE



STANDARD FRAME FOR ALL WOODEN
SYSTEMS



D

HANDLES

The handles used in our products are made of aluminium and are distinguished not only by their elegant design the colour options, but also by their ergonomic shape. Handles can be supplied with options with a key or push-button to prevent unintentional opening (an option particularly recommended for children's rooms).



WINDOW HANDLE
DUBLIN



WINDOW HANDLE
STANDARDOWA



HANDLE WITH INTEGRATED
MECHANISM FOR THE PSK
SYSTEM



WINDOW HANDLE
DUBLIN



SEE MORE



NON-STANDARD DESIGNS

We also offer non-standard window designs in systems:

- MB-86N SI
- MB-70HI
- MB-45
- SOFTLINE
- DUOLINE

For confirmation of a non-standard design, contact your dealer or Drutex's Technology Department.



CREATE YOUR OWN UNIQUE STYLE

D




FITTINGS

The fittings used by DRUTEX are the perfect solution in terms of security and functionality of the window and door joinery.


The fittings used by DRUTEX are the perfect solution in terms of security and functionality of the window and door joinery.

MOUNTING WEDGES

Option of ordering mounting wedges used to level window and door frames during the installation.



STANDARD HINGES



CONCEALED HINGES
invisible when window is closed




TRANSOM WINDOW LOCK

allows the transom window to be opened or closed mechanically in places that are difficult to access (e.g. due to the height of the transom window).



REED SWITCH

magnetic window and door opening sensor is a part of the Smart Home access control system or alarm system



FRICTION BRAKE

protects against spontaneous opening or closing of window and door sashes

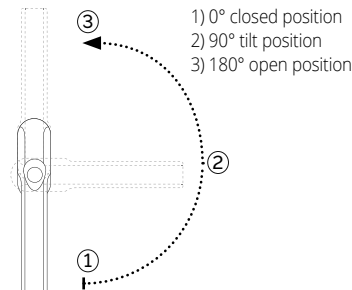


HINGE COVERS¹



TBT (TILT BEFORE TURN) FITTINGS

tilt position before opening - key protection against full opening of the window



ALUMINIUM BALCONY DOOR PULL-HANDLE²

1) Available colours:

Standard:

- white,
- brown,
- light brown,
- silver.

as an additional option:

- black,
- gold-look,
- titanium,
- champagne,
- cream.

2) Available colours:

- white RAL 9016,
- silver RAL 9006,
- brown RAL 8019,
- RAL 1036,
- RAL 7016.



FIXING AND MASKING ANGLE PROFILES


The use of fixing and masking angle allows windows to be installed without removing the old window frames. This solution is successfully used in historic buildings or where exceptional care is required for the building facade.

Available colours p. 62-63.



VENTILATION

Aiming at providing the highest living comfort, Drutex offers high-quality ventilators that ensure proper ventilation and fresh air when the windows are tightly closed.

 For the application of ventilation in PSK systems, consult the DRUTEX's Technology Department.

INTERNAL VIEW



6-30 m³/h*

Aereco AMO pressure ventilator

1) Available colours:

- white,
- RAL: 9005, 8001, 8017, 7016.



6,2-22 m³/h*

Ventair Simpess pressure ventilator

1) Available colours:

- white,
- RAL: 8003, 8017, 7016.



7-28 m³/h*

Aereco EXR acoustic hygro-regulated ventilator

1) Available colours:

- white,
- RAL: 8001, 8017, 7016, 7045.



5-29 m³/h*

Aereco EMM hygro-regulated ventilator

1) Available colours:

- white,
- RAL: 8001, 8017, 7016, 7045.

BENEFITS OF USING VENTILATORS:

- modern, natural and healthy ventilation
- improved air exchange
- thermal comfort in the room (no feeling of draught as with tilted windows)
- possibility of adjusting the air flow in accordance with the weather conditions
- reducing the risk of damp rooms and the fungal and mould growth
- security
- wide range of options: wooden windows, PVC windows, aluminium windows.



5,2 m³/h*

Radaks

Available colours: white (gaskets in black or grey).



6,5 m³/h*

Maco Vent

Available colours: white (gaskets in black or grey).



5,6 m³/h*

Regel - air

Available colours: white (gaskets in black or grey).



46,5 m³/h*

RENSON THM 90 ventilator with a drip cap

Available colours:

- RAL: 7016, 8019, 9005, 9006, 9016,
- Ask your dealer or our sales department about custom colours.

*Measured at 10 Pa - data obtained from the ventilator manufacturer.

*Measured at 10 Pa - data obtained from the ventilator manufacturer.

RENSON THM 90

ALUMINIUM WINDOW COLOURS

RAL 7016 MATT AND 9016 MATT AS STANDARD

In the interest of producing the highest quality doors, based on one of the world's most modern powder coating plants, Drutex offers a wide range of paint coatings colours. Among them, depending on the expected aesthetics, metallic paints with structure, matt paints, or even paints ensuring special effects.

The colour scheme also applies to the aluminium parts of the DUOLINE product line.

COLOUR PALETTE




ILLUSTRATIVE METALLIC PAINTS WITH STRUCTURE

Get a modern industrial vibe.



ILLUSTRATIVE SMOOTH MATT PAINTS

Create an aesthetic matt finish.



WOODEN WINDOW COLOURS

The rich range of opaque paints, provides 100% protection for the wooden structure. Transparent paints (azure) emphasise the structural characteristics of the given wood type and display the appropriate tint at the same time. The wooden exterior doors are a perfect solution for clients who value not only classic designs but also modern trends.

The colour scheme also applies to the wooden parts of the DUOLINE product line.


Non standard colours according to RAL.



STANDARD COLOURS

PINE

ILLUSTRATIVE COLOURS



White (opaque)



Light Oak



Teak



Mahogany



Dark Oak



Nut



Palisander



Colorless

IMPORTANT - as an option for the DOULINE system, we offer a clearcoat for the wooden part of the window (from inside).

Color may vary from the sample depending on the type of wood used.


*Print may vary from the actual colour.

MERANTI

ILLUSTRATIVE COLOURS



Light Oak



White (opaque)




Mahogany




Teak



Nut



Dark Oak



Palisander



Colorless

Additionally, non-standard opaque colors according to the RAL palette and translucent finishes according to the Sikkens color range are available. Unpainted joinery is also offered – either with a colorless wood preservative or as raw wood.

GLASS PANES

We offer many types of glass panes that are characterised by the highest quality of workmanship. Choose panes for your windows that will meet your expectations and give your interior unique character.

We have been manufacturing multiple glazed panes since 1994. We have a state-of-the-art glass tempering plant and our own research laboratories, which ensure the highest quality.

The glazed units we manufacture can be fitted with special capillaries to equalise the pressure inside the glass with atmospheric pressure. Thanks to this solution, the glazing packages will perform perfectly in your premises.



Option to sandblast the glass in any way you wish (in 3 shades of grey)* or to use ready-made designs.

INFILLING MATERIAL


- **ARGON** - all glazed units are infilled with argon gas as standard, which guarantees very good thermal insulation. This has resulted in glazed units with Ug value of between 1.1 and 0.5 W/(m²K).



3-pane (2-chamber) 48 mm units with glass-pane spacer made of galvanised steel.




GLASS TYPES



Matt



Striped sandblasted glass*



Reflect-float brown 6 mm




Reflect-float blue 6 mm



Chinchilla ornament




Delta ornament




Silvit ornament



Cathedral ornament



Master Carre ornament



Rain ornament




Antisol green



Antisol brown



Antisol grey



Antisol blue



Float 4, 6, 8, 10 m
Thermal coating option.




Laminated glass
Thermal coating option.



Black Line



Mirastar




Satin matte

* Please contact the Drutex Technology Department or our dealer.

GLASS-PANE SPACERS

The glass-pane spacers contribute to the thermal insulation of the glazed units. Drutex already offers glass-pane spacer made of galvanised steels as a standard, which are characterised by very good thermal insulation, much better than aluminium spacers. The Swisspacer Ultimate plastic spacer is available as an option.

Glass-pane spacer made of galvanised steel is provided as standard with every glazed unit.



Swisspacer Ultimate

Optional Swisspacer Ultimate glass-pane spacer available in black, brown, grey.



SMART HOME WITH EVERYTHING UNDER CONTROL

Intelligent control systems for window automation via remote control, tablet or smartphone are becoming increasingly popular with customers, allowing the system to also be managed remotely while they are away.


There is the option of opening and closing windows individually, in groups as well as time-based programming and connection to other intelligent systems in the house.

This is an investment in comfort and functionality at the highest level.

G-U AUTOMATICS

A modern system designed for HS system solutions.
Functions:

- opening and closing
- operation via remote control and/or smartphone app



TaHoma® switch

Windows, doors, roller shutters, Venetian blinds, gates and wickets that, thanks to the intelligent control unit from Somfy - TaHoma® switch, can open or close by themselves at selected times of the day, can tilt or slide in integrated groups or individually, offering us full control and surveillance of our home, even when we are not inside. The TaHoma® switch also allows us to manage the lighting in the house and garden.



BleBox product line

These are miniature devices that allow you to open and close doors, windows, roller shutters, awnings, Venetian blinds, gates, manage lighting or the alarm system via your smartphone and tablet - even from anywhere in the world.



ADDITIONAL OPTIONS FOR WINDOW SYSTEMS	MB-86N SI	MB-79N SI	MB-70HI	MB-45	SOFTLINE	DUOLINE
max Ug = * W/(m²K) for glass packet	*0,5	*0,5	*0,5	*1,1	*SL 68 = 0,8 *SL 78 = 0,6 *SL 88 = 0,5	*DL 68 = 0,6 *DL 78 = 0,5 *DL 88 = 0,5
option of using glass panes with improved sound insulation, laminated (safety and anti-burglary), ornamental, solar control, mirror and sandblasted	*	*	*	*	*	*
option of using the Swisspacer Ultimate glass-pane spacer available in 3 colour variants: black, grey, brown	*	*	*	*	*	*
option of using MACO Multi-Power concealed hinges in the fittings groove (invisible when the window is closed) as well as COMFORT and TBT fittings	*	*	*	*	*	*
option of selecting gaskets in grey, *z) glazing gasket seal in colour white, golden oak, brown sepia	-	-	-	-	*z	*z
handles for windows with movable post	-	-	-	-	*	*
*a) hinge covers in custom colours: titanium, champagne, cream, black and gold, *b) for aluminium windows hinge covers in white, black, silver and brown colour	*b	*b	*b	*b	*a	*a
turn lock	*	*	*	*	*	*
option of using ventilators	*	*	*	*	*	*
option of using 8 mm, 18 mm, 26 mm or 45 mm wide aluminium internal muntin bars	*	*	*	*	*	*
option of using 26 mm or 36 mm vienna grills glued on muntins bar	-	-	-	-	*	-
available with roller shutters, Venetian blinds and mosquito nets	*	*	*	*	*	*
option of using fixing and masking angle	-	-	-	-	*	*
option of providing Smart Home automation	*	*	*	*	*	*
wide range of additional profiles (connectors, extensions, sill profiles)	*	*	*	*	*	*
dedicated system thresholds	-	*	-	-	*	*

ADDITIONAL OPTIONS FOR TERRACE SYSTEMS	MB-86 FOLD LINE HD	MB-77 HS HI	MB-77HS HI MONORAIL	MB-70 PSK MB-70HI PSK	SOFTLINE 68	SOFTLINE HS	SOFTLINE PSK	DUOLINE HS	DUOLINE PSK
max Ug = * W/(m²K) for glass packet	*0,5	*0,5	*0,5	*0,5	*0,8	*SL 68 = 0,8 *SL 78 = 0,6 *SL 88 = 0,5	*SL 68 = 0,8 *SL 78 = 0,6 *SL 88 = 0,5	*DL 68 = 0,6 *DL 78 = 0,5 *DL 88 = 0,5	*DL 68 = 0,6 *DL 78 = 0,5 *DL 88 = 0,5
option of using glass panes with improved sound insulation, laminated (safety and anti-burglary), ornamental, solar control, mirror and sandblasted	*	*	*	*	*	*	*	*	*
option of using the Swisspacer Ultimate glass-pane spacer available in 3 colour variants: black, grey, brown	*	*	*	*	*	*	*	*	*
system carts with a load capacity of 400 kg	-	*	*	-	-	*	-	*	-
option of selecting gaskets in grey, *z) glazing gasket seal in colour white, golden oak, brown sepia	-	-	-	-	*z	*z	*z	*z	*z
option of using the MACO SKB-Z automatic fitting which supports closing of the tilt	-	-	-	*	-	-	*	-	*
option of using ventilators	*	*	*	*	*	*	*	*	*
option of using 8 mm, 18 mm, 26 mm or 45 mm wide aluminium internal muntin bars	*	*	*	*	*	*	*	*	*
option of using 26 mm or 36 mm vienna grills glued on muntins bar	-	-	-	-	*	*	*	-	-
available with roller shutters, venetian blinds and mosquito net	*	*	*	*	*	*	*	*	*
option of providing Smart Home automation	-	*	*	-	-	*	*	-	*
dedicated system thresholds	*	-	-	-	-	*	-	*	-

COMPARISON
OF WINDOW
SYSTEMS



INFORMATION	MB-86N SI	MB-79N SI	MB-70HI	MB-45	SOFTLINE	DUOLINE
PROFILE MATERIAL	aluminium	aluminium	aluminium	aluminium	wooden	wooden + aluminium
THERMAL INSULATION Uw	0,76 W/(m²K) ^{*1}	0,81 W/(m²K) ^{*1}	0,96 W/(m²K) ^{*1}	-	68 Uw = 1,08 W/(m²K) ^{*2} 78 Uw = 0,9 W/(m²K) ^{*2} 88 Uw = 0,8 W/(m²K) ^{*2}	68 Uw = 0,90 W/(m²K) ^{*3} 78 Uw = 0,84 W/(m²K) ^{*4} 88 Uw = 0,79 W/(m²K) ^{*4}
GASKETS	2	2	2	2	2	3
GLAZED UNITS AS STANDARD	Ug = 1.1 W/(m²K) 2-pane (1 chamber) units, infilled with argon gas, galvanised steel glass-pane spacer optional Swisspacer Ultimate glass-pane spacer	Ug = 1.1 W/(m²K) 2-pane (1 chamber) units, infilled with argon gas, galvanised steel glass-pane spacer optional Swisspacer Ultimate glass-pane spacer	Ug = 1.1 W/(m²K) 2-pane (1 chamber) units, infilled with argon gas, galvanised steel glass-pane spacer optional Swisspacer Ultimate glass-pane spacer	Ug = 1.1 W/(m²K) 2-pane (1 chamber) units, infilled with argon gas, galvanised steel glass-pane spacer optional Swisspacer Ultimate glass-pane spacer	Ug = 1.1 W/(m²K) 2-pane (1 chamber) units, infilled with argon gas, galvanised steel glass-pane spacer optional Swisspacer Ultimate glass-pane spacer	Ug = 1.1 W/(m²K) 2-pane (1 chamber) units, infilled with argon gas, galvanised steel glass-pane spacer optional Swisspacer Ultimate glass-pane spacer
GLAZING THICKNESS MIN. - MAX.	17,5-70 mm	23,5-62 mm	23,5-62 mm	1,5-37 mm	Softline 68 up to 32 mm Softline 78 up to 44 mm Softline 88 up to 54 mm	Duoline 68: up to 44 mm Duoline 78: up to 50 mm Duoline 88: up to 58 mm
PROFILE DEPTH	77 mm	70 mm	70 mm	45 mm	68, 78 or 88 mm	Duoline 68 - 82 mm Duoline 78 - 92 mm Duoline 88 - 102 mm
BALCONY THRESHOLD AS STANDARD	profile frame	profile frame	profile frame	profile frame	profile frame	profile frame









^{*1} for window 1230x1480 mm – calculation method = 0,82 W/(m²K) with glass Ug = 0,5 W/(m²K) infilled with argon gas, with Swisspacer plastic spacer.

^{*2} for window 1230x1480 mm - calculation method, meranti wooden with glass Ug= 0,8 W/(m²K) infilled with argon gas, with Swisspacer plastic spacer.

^{*3} for window 1230x1480 mm - calculation method, meranti wooden with glass Ug= 0,6 W/(m²K) infilled with argon gas, with Swisspacer plastic spacer.

^{*4} for window 1230x1480 mm - calculation method, meranti wooden with glass Ug= 0,5 W/(m²K) infilled with argon gas, with Swisspacer plastic spacer.

COMPARISON
OF TERRACE
SYSTEMS

								
INFORMATION	MB-86 FOLD LINE HD	MB-77HS HI	MB-77HS HI MONORAIL	SOFTLINE 68	SOFTLINE HS	SOFTLINE PSK	DUOLINE HS	DUOLINE PSK
PROFILE MATERIAL	aluminium	aluminium	aluminium	wooden	wooden	wooden	wooden + aluminium	wooden + aluminium
THERMAL INSULATION UW	Uw = 1,1 W/(m²K) ^{*1}	Uw = 1,0 W/(m²K) ^{*2}	Uw = 0,75 W/(m²K) ^{*3}	pine Uw = 1,09 W/(m²K) ^{*4} meranti Uw = 1,04 W/(m²K) ^{*4}	68 Uw = 1,08 W/(m²K) ^{*5} 78 Uw = 0,9 W/(m²K) ^{*6} 88 Uw = 0,8 W/(m²K) ^{*7}	pine 68 Uw = 1,06 W/(m²K) ^{*8} pine 78 Uw = 0,87 W/(m²K) ^{*9} pine 88 Uw = 0,77 W/(m²K) ^{*10} meranti 68 Uw = 1,01 W/(m²K) ^{*8} meranti 78 Uw = 0,83 W/(m²K) ^{*9} meranti 88 Uw = 0,73 W/(m²K) ^{*10}	pine 68 Uw = 1,0 W/(m²K) ^{*5} pine 78 Uw = 0,85 W/(m²K) ^{*6} pine 88 Uw = 0,79 W/(m²K) ^{*7} meranti 68 Uw = 0,96 W/(m²K) ^{*5} meranti 78 Uw = 0,80 W/(m²K) ^{*6} meranti 88 Uw = 0,75 W/(m²K) ^{*7}	pine 68 Uw = 0,93 W/(m²K) ^{*11} pine 78 Uw = 0,75 W/(m²K) ^{*12} meranti 68 Uw = 0,90 W/(m²K) ^{*11} meranti 78 Uw = 0,71 W/(m²K) ^{*12}
GASKETS	2	2	2	2	2	2	3	3
GLAZED UNITS AS STANDARD	1.1 W/(m²K) 2-pane (1 chamber) units, infilled with argon gas, galvanised steel glass-pane spacer optional Swisspacer Ultimate glass-pane spacer	1.1 W/(m²K) 2-pane (1 chamber) units, infilled with argon gas, galvanised steel glass-pane spacer optional Swisspacer Ultimate glass-pane spacer	1.1 W/(m²K) 2-pane (1 chamber) units, infilled with argon gas, galvanised steel glass-pane spacer optional Swisspacer Ultimate glass-pane spacer	1.1 W/(m²K) 2-pane (1 chamber) units, infilled with argon gas, galvanised steel glass-pane spacer optional Swisspacer Ultimate glass-pane spacer	1.1 W/(m²K) 2-pane (1 chamber) units, infilled with argon gas, galvanised steel glass-pane spacer optional Swisspacer Ultimate glass-pane spacer	Softline 68 i 78: Ug = Ug = 1.1 W/(m²K) 2-pane (1 chamber) units, infilled with argon gas, galvanised steel glass-pane spacer optional Swisspacer Ultimate glass-pane spacer Softline 88: Ug = 0,5 W/(m²K) 3-pane (2 chamber) units, infilled with argon gas, galvanised steel glass-pane spacer optional Swisspacer Ultimate glass-pane spacer	Ug = 1.1 W/(m²K) 2-pane (1 chamber) units, infilled with argon gas, galvanised steel glass-pane spacer optional Swisspacer Ultimate glass-pane spacer	Ug = 1.1 W/(m²K) 2-pane (1 chamber) units, infilled with argon gas, galvanised steel glass-pane spacer optional Swisspacer Ultimate glass-pane spacer
GLAZING THICKNESS MIN. - MAX.	13-61 mm	9-61 mm	9-61 mm	24-32 mm	SL 68: 24-32 mm SL 78: 24-44 mm SL 88: 24-54 mm	SL 68: 24-32 mm SL 78: 24-44 mm SL 88: 24-54 mm	DL 68: 24-44 mm DL 78: 24-50 mm DL 88: 32-58 mm	DL 68: 24-44 mm DL 78: 24-50 mm
PROFILE DEPTH	86 mm	174 mm	174 mm	68 mm	SL 68: 164 mm SL 78: 184 mm SL 88: 204 mm	68, 78 or 88 mm	DL 68: 194 mm DL 78: 214 mm DL 88: 234 mm	DL 68: 82 mm DL 78: 92 mm
BALCONY THRESHOLD AS STANDARD	system threshold	system threshold	system threshold	door frame	system threshold	system threshold	system threshold	system threshold

^{*1} for terrace system (3 sash), size 3000x2500 mm with glass T4 + 18 SwissSpacer Ultimate + FL4 + 18 SwissSpacer Ultimate + T4 - calculation method
^{*2} for terrace system 4000 x 2200 mm with glass T4 + 18 SwissSpacer Ultimate + FL4 + 18 SwissSpacer Ultimate + T4 - calculation method
^{*3} for terrace system 2700 x 2300 mm with glass T4 + 18 SwissSpacer Ultimate + FL4 + 18 SwissSpacer Ultimate + T4 - calculation method
^{*4} for terrace system 2900x2450 mm with glass Ug=0,8 W/(m²K) + plastic spacer SwissSpacer Ultimate - calculation method

^{*5} for terrace system 3600x2450 mm with glass Ug=0,8 W/(m²K) + plastic spacer SwissSpacer Ultimate - calculation method
^{*6} for terrace system 3600x2450 mm with glass Ug=0,6 W/(m²K) + plastic spacer SwissSpacer Ultimate - calculation method
^{*7} for terrace system 3600x2450 mm with glass Ug=0,5 W/(m²K) + plastic spacer SwissSpacer Ultimate - calculation method
^{*8} for terrace system 2600x2260 mm with glass Ug=0,8 W/(m²K) + plastic spacer SwissSpacer Ultimate - calculation method
^{*9} for terrace system 2600x2260 mm with glass Ug=0,6 W/(m²K) + plastic spacer SwissSpacer Ultimate - calculation method
^{*10} for terrace system 2600x2260 mm with glass Ug=0,5 W/(m²K) + plastic spacer SwissSpacer Ultimate - calculation method
^{*11} for terrace system 2600x2260 mm with glass Ug=0,7 W/(m²K) + plastic spacer SwissSpacer Ultimate - calculation method
^{*12} for terrace system 2600x2260 mm with glass Ug=0,6 W/(m²K) + plastic spacer SwissSpacer Ultimate - calculation method



PVC WINDOWS




PVC TERRACE SYSTEMS



ROLLER SHUTTERS, VENETIAN BLINDS, MOSQUITO NETS



D



DOORS

PVC, ALUMINIUM, WOOD

Drutex exterior doors mean very good thermal insulation parameters, various arrangement and functional possibilities as well as modern design and security. Highest quality components and equipment, used in the process of production, helped in creating product worthy of XXI century.

Drutex is currently one of the leading producers of windows and doors in Europe. Not only, is it one of the most innovative and reliable polish brands, but also a calling card of polish entrepreneurship success' in the whole world.

The company, based in 100% on polish capital, from the beginning is managed by its founder, Leszek Gierszewski.

Thanks to the guaranteed high quality, rich offer, technological advancement, own laboratories, high efficiency of operation, really short lead and delivery time, year by year we grow our addressee net. Each product is custom-made and produced for a specific customer.

We offer PVC, aluminium, and wooden windows and doors, roller shutters, venetian blinds, facades, and winter gardens.

Window-door joinery, branded with the DRUTEX logo, reaches six continents.

We have been appreciated by millions of satisfied customers and independent experts, granting the company with many prestigious awards. The most important ones include: Forbes Diamond, EU Standard, European Medal, Superbrands Title, Plus X Award 2017.



up to 7000
windows daily



4000
employees



650+
vehicles



118 M sq. m.
surface production

Fast delivery time



SINCE 1985

